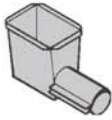


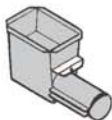
Inlet Hopper w/ Cover and Screen

6" Inlet Hopper	11 lbs.	✳
8" Inlet Hopper	19 lbs.	✳
10" Inlet Hopper	30 lbs.	✳
12" Inlet Hopper	31 lbs.	✳
14" Inlet Hopper	50 lbs.	✳



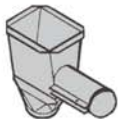
Hopper Tail Piece w/ Bearing & Cover

6" Hopper	16 lbs.	✳
8" Hopper	29 lbs.	✳
10" Hopper	48 lbs.	✳
12" Hopper	64 lbs.	✳
14" Hopper	99 lbs.	✳



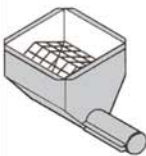
Hopper Tail Piece w/ Bearing, Cover & Slide Gate

6" Hopper w/ Slide Gate	20 lbs.	✳
8" Hopper w/ Slide Gate	38 lbs.	✳
10" Hopper w/ Slide Gate	56 lbs.	✳
12" Hopper w/ Slide Gate	82 lbs.	✳



Hopper Tail Piece w/ Bearing, Cover & Enclosed Slide Gate

6" Hopper w/ Enclosed Slide Gate	23 lbs.	✳
8" Hopper w/ Enclosed Slide Gate	38 lbs.	✳
10" Hopper w/ Enclosed Slide Gate	60 lbs.	✳
12" Hopper w/ Enclosed Slide Gate	70 lbs.	✳
14" Hopper w/ Enclosed Slide Gate	75 lbs.	✳



Large Hopper Tail Piece w/ Bearing & Cover

6"x18"x18"x18" Hopper	38 lbs.	✳
8"x18"x18"x18" Hopper	40 lbs.	✳
10"x24"x24"x24" Hopper	76 lbs.	✳
12"x24"x24"x24" Hopper	98 lbs.	✳
14"x24"x24"x24" Hopper	108 lbs.	✳

Hopper Tail Piece w/ Bearing (Hinged Cover)

6"x18"x18"x18" Hopper w/ Cover	40 lbs.	✳
8"x18"x18"x18" Hopper w/ Cover	44 lbs.	✳
10"x24"x24"x24" Hopper w/ Cover	80 lbs.	✳
12"x24"x24"x24" Hopper w/ Cover	101 lbs.	✳
14"x24"x24"x24" Hopper w/ Cover	126 lbs.	✳

Rack & Pinion Control



6" Rack & Pinion	12 lbs.	✳
8" Rack & Pinion	15 lbs.	✳
10" Rack & Pinion	117 lbs.	✳
12" Rack & Pinion	18 lbs.	✳
14" Rack & Pinion	20 lbs.	✳
Ground Control Kit	29 lbs.	✳

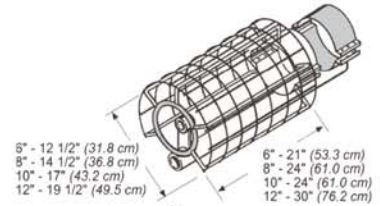
Cable and Pulley Control



6" Cable & Pulley Control	3 lbs.	✳
8" Cable & Pulley Control	4 lbs.	✳
10" Cable & Pulley Control	4 lbs.	✳
12" Cable & Pulley Control	5 lbs.	✳

Intake Guard w/ Bearing

6" Intake Guard	22 lbs.	✳
8" Intake Guard	30 lbs.	✳
10" Intake Guard	48 lbs.	✳
12" Intake Guard	62 lbs.	✳
14" Intake Guard	87 lbs.	✳



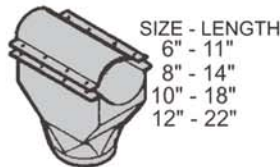
Control Gate

(used w/ Intake Guard in place)

6" Control Gate	15 lbs.	✳
8" Control Gate	19 lbs.	✳
10" Control Gate	26 lbs.	✳
12" Control Gate	35 lbs.	✳
14" Control Gate	48 lbs.	✳

Rack & Pinion Control for Intake Guard Control Gate

6" Rack & Pinion Control	22 lbs.	✳
8" Rack & Pinion Control	25 lbs.	✳
10" Rack & Pinion Control	27 lbs.	✳
12" Rack & Pinion Control	28 lbs.	✳
14" Rack & Pinion Control	30 lbs.	✳



90° Discharge Spout

6" x 90° Spout	6 lbs.	✳
8" x 90° Spout	12 lbs.	✳
10" x 90° Spout	18 lbs.	✳
12" x 90° Spout	32 lbs.	✳
14" x 90° Spout	40 lbs.	✳



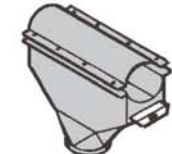
45° Discharge Spout

6" x 45° Spout	6 lbs.	✳
8" x 45° Spout	12 lbs.	✳
10" x 45° Spout	22 lbs.	✳
12" x 45° Spout	36 lbs.	✳
14" x 45° Spout	57 lbs.	✳




60° Discharge Spout (Plastic)

6" x 60° Plastic Spout	✳
8" x 60° Plastic Spout	✳
10" x 60° Plastic Spout	✳
12" x 60° Plastic Spout	✳



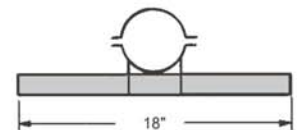
90° Enclosed Slide Gate

6" x 24" long	22 lbs.	✳
8" x 24" long	40 lbs.	✳
10" x 36" long	70 lbs.	✳
12" x 36" long	78 lbs.	✳



End Cap w/ Bearing

6" End Cap w/ Brg.	5 lbs.	✳
8" End Cap w/ Brg.	9 lbs.	✳
10" End Cap w/ Brg.	13 lbs.	✳
12" End Cap w/ Brg.	26 lbs.	✳
14" End Cap w/ Brg.	40 lbs.	✳



Mounting Bracket for Roof Auger

6" Mounting Bracket	4 lbs.	✳
8" Mounting Bracket	4 lbs.	✳
10" Mounting Bracket	5 lbs.	✳
12" Mounting Bracket	5 lbs.	✳
14" Mounting Bracket	8 lbs.	✳



Roof Auger Hopper w/ Cleanout

8" Roof Auger Hopper	79 lbs.	✳
10" Roof Auger Hopper	107 lbs.	✳
12" Roof Auger Hopper	135 lbs.	✳
14" Roof Auger Hopper	185 lbs.	✳

Mounting Bracket Sets

6" Sets	17 lbs.	✳
8" Sets	24 lbs.	✳
10" Sets	32 lbs.	✳
12" Sets	45 lbs.	✳
14" Sets	55 lbs.	✳