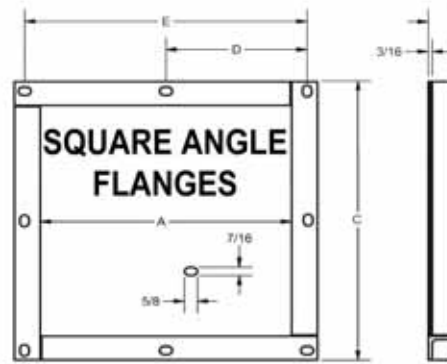


**ROUND ANGLE FLANGE RINGS**

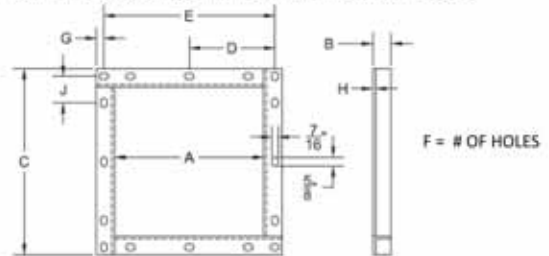
STANDARD ANGLE FLANGE RINGS						
SIZE	A	B	C	D	E	WEIGHT
3"	3-1/16"	0.1345"	1"	4-1/4"	6	0.7#
4"	4-1/16"	0.1345"	1"	5-1/4"	6	0.9#
5"	5-1/16"	0.1345"	1"	6-1/4"	6	1.2#
6"	6-1/16"	1/8"	1-1/4"	7-1/2"	6	1.75#
7"	7-1/8"	1/8"	1-1/4"	8-1/2"	6	2#
8"	8-1/16"	3/16"	1-1/4"	9-1/2"	8	2.5#
9"	9-1/8"	3/16"	1-1/4"	10-1/2"	8	2.75#
10"	10-1/16"	3/16"	1-1/4"	11-1/2"	8	3#
11"	11-1/8"	3/16"	1-1/4"	12-1/2"	8	3.5#
12"	12-1/8"	3/16"	1-1/2"	13-13/16"	12	6#
13"	13-3/16"	3/16"	1-1/2"	14-13/16"	12	6.5#
14"	14-1/8"	3/16"	1-1/2"	15-13/16"	12	7#
15"	15-3/16"	3/16"	1-1/2"	16-13/16"	16	7.5#
16"	16-1/8"	3/16"	1-1/2"	18-1/8"	16	9.5#
17"	17-3/16"	3/16"	1-1/2"	19-1/8"	16	10#
18"	18-1/8"	3/16"	1-1/2"	20-1/8"	16	10.5#
19"	19-3/16"	3/16"	1-1/2"	21-1/8"	16	11#
20"	20-1/8"	3/16"	1-1/2"	22-1/8"	20	11.5#
21"	21-3/16"	3/16"	1-1/2"	23-1/8"	20	12#
22"	22-3/16"	3/16"	1-1/2"	24-1/8"	20	12.7#
23"	23-3/16"	3/16"	1-1/2"	25-1/8"	20	13.2#
24"	24-3/16"	3/16"	1-1/2"	26-1/8"	20	14#
25"	25-3/16"	3/16"	2"	27-1/2"	20	15.8#
26"	26-3/16"	3/16"	2"	28-1/2"	24	16.5#
27"	27-3/16"	3/16"	2"	29-1/2"	24	17#
28"	28-3/16"	3/16"	2"	30-1/2"	24	18#
29"	29-3/16"	3/16"	2"	31-1/2"	28	18.5#
30"	30-3/16"	3/16"	2"	32-1/2"	28	19.5#
LIGHT ANGLE FLANGE RINGS						
8"	8-1/16"	1/8"	1-1/4"	9-1/2"	8	2.25#
10"	10-1/16"	1/8"	1-1/4"	11-1/2"	8	2.75#
HEAVY ANGLE FLANGE RINGS						
16"	16-1/8"	3/16"	1-3/4"	18-1/8"	16	11#
18"	18-1/8"	3/16"	1-3/4"	20-1/8"	16	12#
20"	20-1/8"	3/16"	1-3/4"	22-1/8"	20	13#
22"	22-1/8"	3/16"	1-3/4"	24-1/8"	20	14#
24"	24-1/8"	3/16"	1-3/4"	26-1/8"	20	15#
PIPE SIZE ANGLE FLANGE RINGS						
6-5/8"	6-3/4"	1/8"	1-1/4"	8-1/8"	6	2#
8-5/8"	8-3/4"	3/16"	1-1/4"	10-3/16"	8	2.5#
10-3/4"	10-7/8"	3/16"	1-1/2"	12-5/8"	8	5.25#
12-3/4"	12-7/8"	3/16"	1-1/2"	14-5/8"	12	6.15#



**SQUARE ANGLE FLANGES**

SIZE	A	B	C	D	E	F
6"	6-1/8"	1-1/4"	8-5/8"	3-13/16"	7-5/8"	8
8"	8-1/8"	1-1/4"	10-5/8"	4-13/16"	9-5/8"	8
10"	10-1/8"	1-1/4"	12-5/8"	5-13/16"	11-5/8"	8
12"	12-1/8"	1-1/2"	15-1/8"	4-21/32"	14"	12
14"	14-1/8"	1-1/2"	17-1/8"	4"	16"	16
16"	16-1/8"	1-1/2"	19-1/8"	4-1/2"	18"	16
18"	18-1/8"	1-1/2"	21-1/8"	5"	20"	16
20"	20-1/8"	1-1/2"	23-1/8"	5-1/2"	22"	16
22"	22-1/8"	1-1/2"	25-1/8"	4"	24"	24
24"	24-1/8"	1-1/2"	27-1/8"	4-21/64"	26"	24
26"	26-1/8"	1-3/4"	29-1/8"	7-1/32"	28-1/8"	16
28"	28-1/8"	2"	32-1/8"	7-19/32"	30-3/8"	16
30"	30-1/8"	2"	34-1/8"	4-5/8"	32-3/8"	28
32"	32-1/8"	2"	36-1/8"	6-7/8"	34-3/8"	20
34"	34-1/8"	2"	38-1/8"	7-9/32"	36-3/8"	20
36"	36-1/8"	2"	40-1/8"	4-51/64"	38-5/8"	32
38"	38-1/8"	2"	42-1/8"	6-23/32"	40-3/8"	24
40"	40-1/8"	2"	44-1/8"	7-1/16"	42-3/8"	24


F: # OF HOLES ODD SIZE I.D. AVAILABLE UPON REQUEST  
SPECIAL HOLE SIZES AND SPACING AVAILABLE UPON REQUEST



**HD SQUARE SPOUT FLANGES**

SIZE	A	B	C	D	E	F	G	H	J
6"	6-1/8"	1-1/4"	8-5/8"	3-13/16"	7-5/8"	8	1/2"	1/4"	-
8"	8-1/8"	1-1/4"	10-5/8"	4-13/16"	9-5/8"	12	1/2"	1/4"	2-7/16"
10"	10-1/8"	1-1/4"	12-5/8"	5-13/16"	11-5/8"	12	1/2"	1/4"	2-15/16"
12"	12-1/8"	1-1/2"	15-1/8"	4-21/32"	14"	20	9/16"	1/4"	2-5/16"
14"	14-1/8"	1-1/2"	17-1/8"	4"	16"	24	9/16"	1/4"	2"
16"	16-1/8"	1-1/2"	19-1/8"	4-1/2"	18"	24	9/16"	3/8"	23-1/4"
18"	18-1/8"	1-1/2"	21-1/8"	5"	20"	24	9/16"	3/8"	2-1/2"
20"	20-1/8"	1-1/2"	23-1/8"	5-1/2"	22"	24	9/16"	3/8"	2-3/4"
24"	24-1/8"	1-1/2"	27-1/8"	4-11/32"	26"	32	9/16"	3/8"	2-3/16"

**SQUARE TO ROUND & SQUARE TO SQUARE TRANSITIONS**



SQUARE	ROUND	HEIGHT
6"	6"	5-1/4"
8"	8"	5-1/4"
8"	6"	6-3/4"
10"	10"	5-1/4"
10"	8"	6-3/4"
10"	6"	8"

SQUARE	ROUND	HEIGHT
12"	12"	6-1/4"
12"	10"	8"
12"	8"	8"
14"	14"	6-1/4"
14"	12"	10"
14"	10"	10"

SQUARE	ROUND	HEIGHT
16"	16"	10"
16"	14"	10"
16"	12"	10"
16"	10"	10"
18"	18"	10"
18"	16"	10"
18"	14"	10"

SQUARE	ROUND	HEIGHT
20"	16"	10"
20"	18"	10"
20"	16"	10"
24"	24"	10"
24"	22"	10"
24"	20"	10"

SQUARE TO ROUND AND SQUARE TO SQUARE TRANSITIONS HAVE THE SAME HEIGHT

**ROUND TO ROUND REDUCERS**

2" REDUCTION REDUCERS ARE 6" TALL, 4" REDUCTION REDUCERS ARE 12" TALL AND 6" REDUCTION REDUCERS ARE 18" TALL

ALL DIMENSIONS ARE SUBJECT TO CHANGE.

PLEASE CONTACT PREMIER COMPONENTS WITH ANY DIMENSIONAL INQUIRIES.