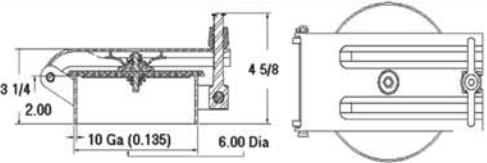




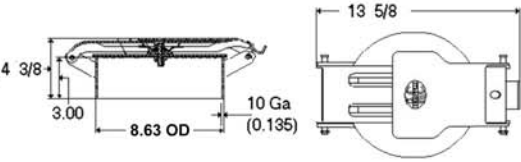
LH1110

LH 6" non-pressure fill cover for cargo tanks/conveying systems/industrial/storage silos
Applications: Fill opening, cleanout, inspection cover, sampling port
Features: Wingnut hatch provides tight, secure closure; durable, lightweight construction
 • LH1110 — Carbon Steel Cover; Carbon Steel Hardware; Carbon Steel Weld Ring; Buna Gasket.
 Additional materials of construction and gasket material are available on request.
Avg. ship weight: 9.5 lbs **Overall height:** 4 3/4" approximate



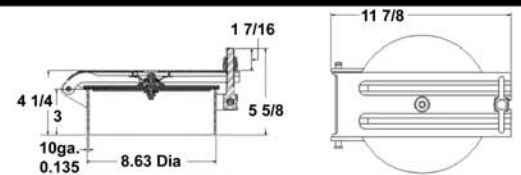
LA1110

LA 8" non-pressure fill cover for cargo tanks/conveying systems/industrial/storage silos
Applications: Fill opening, cleanout, inspection cover, sampling port
Features: Ideal inspection port for screw/air-operated conveying system; locking hatch, easy-opening cover; durable, lightweight construction
 • LA1110 — Carbon Steel Cover; Carbon Steel Hardware; Carbon Steel Weld Ring; Buna Gasket.
 Additional materials of construction, gasket material & vents are available on request.
Avg. ship weight: 11 lbs **Overall height:** 4 1/2" approximate



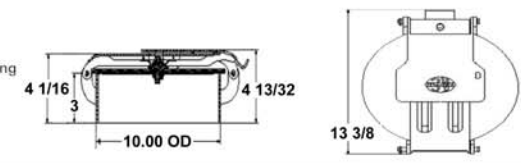
LW1110

LW 8" non-pressure fill cover for cargo tanks/conveying systems/industrial/storage silos
Applications: Fill opening, cleanout, inspection cover, sampling port
Features: Ideal for sampling port inspection hatch; wing-nut latch provides tight, secure closure; durable, lightweight construction
 • LW1110 — Carbon Steel Cover; Carbon Steel Hardware; Carbon Steel Weld Ring; Buna Gasket.
 Additional materials of construction and gasket material are available on request.
Avg. ship weight: 11 lbs **Overall height:** 5 3/4" approximate



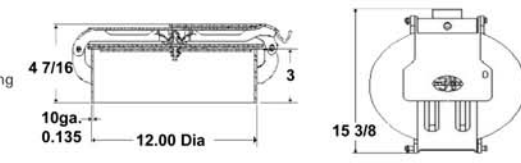
LB1110

LB 10" non-pressure fill cover for cargo tanks/conveying systems/industrial/storage silos
Applications: Fill opening, cleanout, inspection cover, sampling port
Features: Ideal inspection port for screw/air-operated conveying system; locking hatch, easy-opening cover; durable, lightweight construction; replaceable hinge pins
 • LB1110 — Carbon Steel Cover; Carbon Steel Hardware; Carbon Steel Weld Ring; Buna Gasket.
 Additional materials of construction, gasket material & vents are available on request.
Avg. ship weight: 14 lbs **Overall height:** 4 1/2" approximate



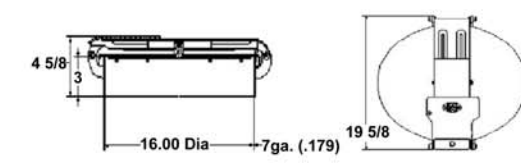
LS1110

LS 12" non-pressure fill cover for cargo tanks/conveying systems/industrial/storage silos
Applications: Fill opening, cleanout, inspection cover, sampling port
Features: Ideal inspection port for screw/air-operated conveying system; locking hatch, easy-opening cover; durable, lightweight construction; replaceable hinge pins
 • LS1110 — Carbon Steel Cover; Carbon Steel Hardware; Carbon Steel Weld Ring; Buna Gasket.
 Additional materials of construction and gasket material are available on request.
Avg. ship weight: 17 lbs **Overall height:** 4 3/4" approximate



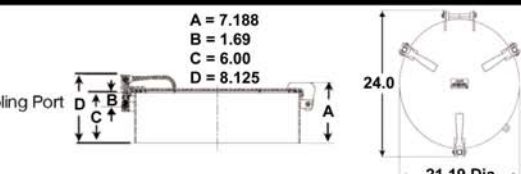
LD1110

LD 16" non-pressure manhole for cargo tank/industrial/storage tanks
Applications: Fill opening, cleanout, inspection cover, sampling port
Features: Durable, lightweight, locking latch to secure contents
 • LD1110 — Carbon Steel Cover; Carbon Steel Hardware; Carbon Steel Weld Ring; Buna Gasket.
 Additional materials of construction and gasket material are available on request.
Avg. ship weight: 25 lbs (with steel weld ring) **Overall height:** 4 3/4" approximate



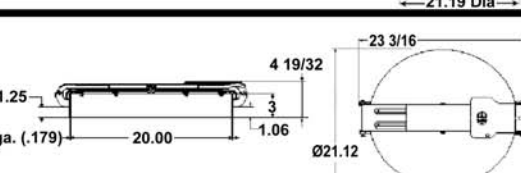
KP1110

KP 20" Non-pressure manway / quick access inspection door
Cover Material: 1 Steel / Steel
Weld Ring: 0 None
Gasket: 1 Buna N
Vent: 0 No Vent
Replacement Gasket: 1026
Applications: Access Door, Bin Entry, Cleanout, Fill Opening, Inspection Cover, Manhole, Sampling Port
Locations: Conveyors, elevator legs, hoppers, silos, spouting, storage tanks and more
Features: Three cam levers for quick opening; no tools required to open
Avg. ship weight: 50 lbs **Overall Height:** 8 1/2" approximate



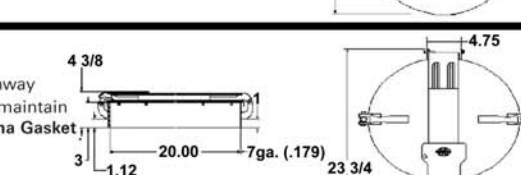
LE1110

LE 20" non-pressure manhole for cargo tanks/industrial/storage silos
Applications: Fill opening, cleanout, inspection cover, sampling port
Features: Durable, lightweight, locking latch to secure contents
 • LE1110 — Carbon Steel Cover; Carbon Hardware; Carbon Weld Ring; Buna Gasket.
 Additional materials of construction and gasket material are available on request.
Avg. ship weight: 29 lbs (with steel weld ring) **Overall height:** 4 3/4" approximate



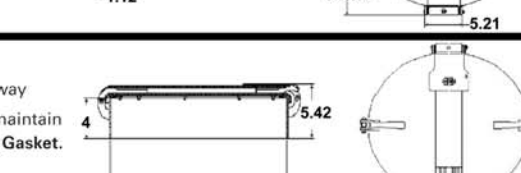
KM1110

KM 20" non-pressure manhole for cargo tank/industrial/storage tanks
Applications: Fill opening, cleanout, inspection cover, sampling port, access door, manway
Features: Two additional cam levers for tighter seal; locking latch; lightweight, easy to maintain
 • KM1110 — Carbon Steel Cover; Carbon Steel Hardware; Carbon Steel Weld Ring; Buna Gasket
 Additional materials of construction and gasket material are available on request.
Avg. ship weight: 42 lbs (steel) **Overall height:** 4 3/4" approximate



KN1110

KN 24" non-pressure manhole for industrial/storage tanks/storage silos
Applications: Fill opening, cleanout, inspection cover, sampling port, access door, manway
Features: Two additional cam levers for tighter seal; locking latch; lightweight, easy to maintain
 • KN1110 — Carbon Steel Cover; Carbon Steel Hardware; Carbon Steel Weld Ring; Buna Gasket.
 Additional materials of construction and gasket material are available on request.
Avg. ship weight: 52 lbs (steel) **Overall height:** 5 3/4" approximate



LT1110

LT 30" full opening non-pressure manhole
Applications: General purpose access door
Features: Braced cover; 9 quick-opening adjustable cam levers
 • LT1110 — Carbon Steel Cover; Carbon Hardware; Carbon Steel Weld Ring; Buna Gasket.
Avg. ship weight: 90 lbs (steel) **Overall height:** 6 1/4" approximate

