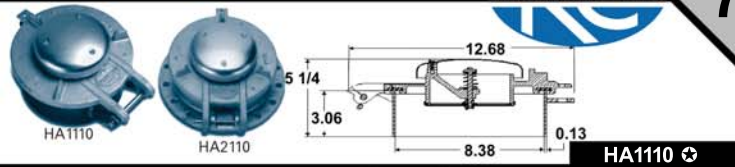
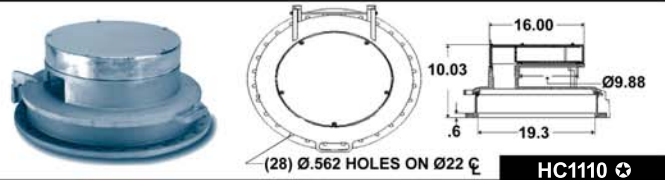


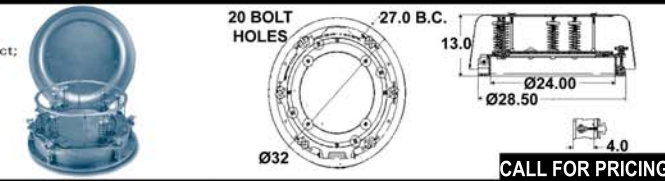
**HA** 8" full opening pressure/vacuum tank hatch for bulk storage tanks  
**Applications:** Silos, grain elevators, baghouses for cement, food products, grain, industrial products  
**Features:** Full opening cover can be used for sampling or inspection; available with bolted or weld flange base; dependable design is easy to maintain; relieves pressure at 1.5 oz./sq. in. and vacuum at .5 oz./sq. in. with 46.4 sq. in. free area of pressure relief and 15.9 sq. in. free area of vacuum relief  
**Base** 1 Steel, weld, straight 2 Cast iron, flanged, sloped  
**Cover** 1 Plated Steel  
**Dome** 1 Plated  
**Pressure Option** 0 None  
**Avg. ship weight:** 14 lbs (flanged base) 19 lbs (weld ring)



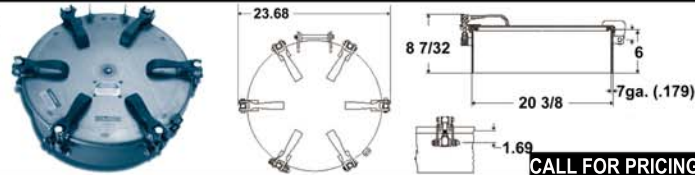
**HC** 20" full opening pressure/vacuum tank hatch for bulk storage tanks  
**Applications:** Silos, grain elevators, baghouses for cement, food products, grain, industrial products  
**Features:** Bolted flange base; full opening, dependable design, easy to maintain; 291 sq. in. free area of pressure relief and 78.5 sq. in. free area of vacuum relief; not for use on any hazardous materials - product can be emitted when relieving pressure  
**Base** 1 Cast Aluminum  
**Cover** 1 Cast Aluminum  
**Avg. ship weight:** HC1120 40 lbs • HC1110 60 lbs • HC1111 100 lbs **Overall height:** 4 1/2" approximate  
**Vacuum Setting:** 0.5 oz./sq. in. on all models



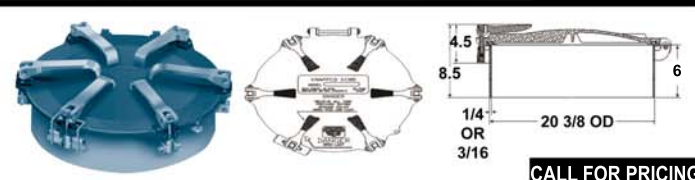
**HH** 24" pressure/vacuum tank hatch for bulk storage tanks  
**Applications:** Silos, grain elevators, baghouses for cement, food products, grain, industrial products  
**Features:** All-aluminum contact parts eliminate corrosion; no internal hardware to contaminate product; weather hood provides protection from the elements; palm nuts allow for quick, easy opening; large 24" opening provides higher venting capacity and improved access into the tank  
**Pressure Setting** 0.5 through 9 oz. **Vacuum Setting** 0.5 through 9 oz. **1 White Food Grade**  
 (first two digits indicate pressure setting) (second two digits indicate vacuum setting) (FDA approved)  
**Part Number Example:** HH02051 = 2 oz. pressure, 0.5 oz. vacuum  
**Warning:** Cover should be inspected at least once each month for proper operation and proper functioning hardware. The weather hood should be inspected for damage. Replace any missing or damaged items. **Avg. ship weight:** 81 lbs **Overall height:** 13" approximate



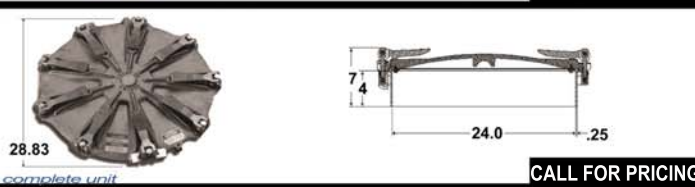
**MJ** 20" full opening pressure manhole for cargo tank/industrial/bulk storage tanks - up to 18PSI  
**Applications:** General purpose access door for non-code applications ≤ 18PSI  
**Features:** 6 quick-opening adjustable cam levers; safety catch helps prevent accidents when opening against residual pressure; locking tabs enable contents to be secured with tamper-proof seal  
**• MJ1110 - Carbon Steel Cover; Plated Steel Hardware; Carbon Steel Weld Ring; Buna Gasket.**  
**Avg. ship weight:** 55 lbs (steel) **Overall height:** 8 1/4" approximate



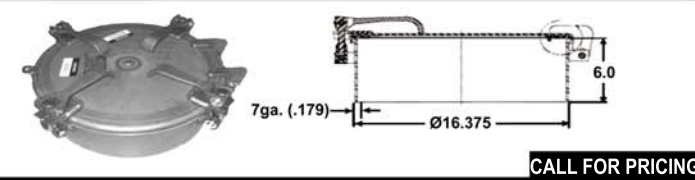
**LM** 20" full opening pressure manhole for rail car/cargo tank/ industrial/intermodal/ bulk containers (IBC) - up to 30 PSI  
**Applications:** Salt, cement, dry food products, sand chemicals, crude oil and other general applications with a working pressure ≤ 30PSI  
**Features:** 6 quick-opening adjustable cam levers; open rib cover design provides strength without product hangup; meets MC307 and DOT407(HM183) requirements  
**• LM1151 - Aluminum Cover; Plated Steel Hardware; Nylon Wear Plates Aluminum Weld Ring; White Neo Gasket.**  
 Additional weld ring and gasket material are available on request.  
**Avg. ship weight:** 55 lbs (steel) **Overall height:** 8 1/4" approximate



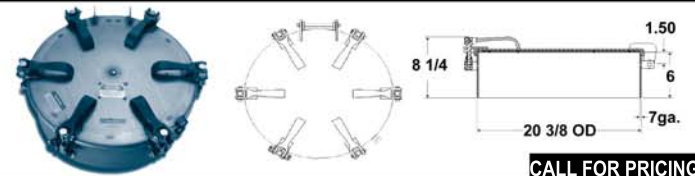
**KZ** 24" Full opening pressure manway / quick access inspection door - up to 30 PSI  
**Cover Material** 1 Aluminum / Plated 2 Aluminum / Steel  
**Weld Ring** 0 None 1 4" x 3/16" Steel 2 4" x 3/16" SS304  
**Gasket** 1 Buna N 2 White Neoprene 3 Viton® 4 Silicone\*  
**Vent** 0 No Vent  
**Replacement Gasket** 1358 4165 3843 2190  
**Applications:** Cement, chemical, crude oil, dry food products, liquids, salt, sand and other general applications with a working pressure ≤ 30 PSI  
**Locations:** Cargo tanks, storage tanks, rail cars and more  
**Features:** 9 quick-opening adjustable cam levers; safety catch helps prevent accidents when opening against residual pressure; locking tabs enable contents to be secured with tamper-proof seal  
**Avg ship weight:** 75 lbs **Overall Height:** 6 1/4" approximate  
 \* Note: The viton and silicone gasket must be ordered as an extra gasket and not as part of a complete unit



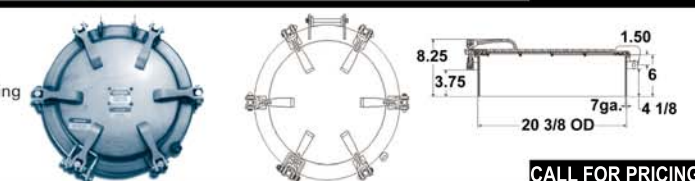
**LG** 16" Full opening pressure manway / quick access inspection door - up to 12 PSI  
**Cover Material** 1 Steel / Plated 2 SS304 / Plated 4 SS304 / SS304  
**Weld Ring** 0 None 1 6" x 7 Ga. Steel 2 6" x 7 Ga. SS304  
**Gasket** 1 Buna N 2 Red Silicone 3 White Neoprene 4 Teflon 5 EPDM 6 Hi-Temp  
**Vent** 0 No Vent  
**Replacemer Gasket** 4934 5221 5054 2567 5648 5875  
**Applications:** General purpose access door for non-code applications ≤ 12 PSI  
**Locations:** Conveyors, elevator legs, hoppers, silos, spouting, storage tanks and more  
**Features:** 4 quick-opening adjustable cam levers; safety catch helps prevent accidents when opening against residual pressure; locking tabs enable contents to be secured with tamper-proof seal  
**Avg ship weight:** 40 lbs **Overall Height:** 8 1/4" approximate



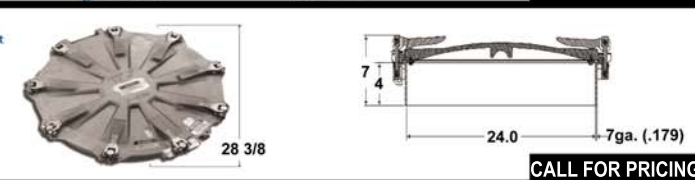
**KS** 20" full opening pressure manhole for cargo tank/industrial/bulk storage tanks - up to 12PSI  
**Applications:** General purpose access door for non-code applications ≤ 12PSI  
**Features:** 6 quick-opening adjustable cam levers; safety catch helps prevent accidents when opening against residual pressure; locking tabs enable contents to be secured with tamper-proof seal  
**• KS1110 - Carbon Steel Cover; Plated Steel Hardware; Carbon Steel Weld Ring; Buna Gasket.**  
**• KS4210 - SS304 Cover; SS304 Hardware; SS304 Weld Ring; Buna Gasket.**  
**Avg. ship weight:** 52 lbs **Overall height:** 8 1/4" approximate



**MZ** 20" full opening pressure manhole for cargo tank/industrial - up to 25PSI  
**Applications:** Hot oil, asphalt, general purpose access door with working pressure ≤ 25PSI  
**Features:** 6 quick-opening adjustable cam levers; safety catch helps prevent accidents when opening against residual pressure; locking tabs enable contents to be secured with tamper-proof seal  
**• MZ1110 - Carbon Steel Cover; Plated Steel Hardware; Carbon Steel Weld Ring; Buna Gasket.**  
**Avg. ship weight:** 75 lbs **Overall height:** 8 3/4" approximate



**KY** 24" Full opening pressure manway/ quick access inspection door - up to 18 PSI  
**Cover Material** 1 Aluminum / Plated 2 Aluminum / Steel  
**Weld Ring** 0 None 1 4" x 3/16" Steel 2 White Neoprene  
**Gasket** 1 Buna N 2 White Neoprene  
**Vent** 0 No Vent  
**Replacement Gasket** 1358 4165  
**Applications:** Cement, chemical, crude oil, dry food products, liquids, salt, sand and other general applications with a working pressure ≤ 18 PSI  
**Locations:** Cargo tanks, conveyors, elevator legs, intermodal bulk containers (IBC), rail cars and more  
**Features:** Nine (9) quick-opening cam levers; safety catch helps prevent accidents when opening against residual pressure; locking tabs enable contents to be secured with tamper-proof seal  
**Avg ship weight:** 70 lbs **Overall Height:** 6 1/4" approximate



**SOLUTIONS FOR COMMON NON-PRESSURE & PRESSURE APPLICATIONS**  
 ACCESS DOORS - INSPECTION COVERS - BIN ENTRY - MANHOLES - CLEAN-OUT PORTS - SAMPLING PORTS - FILL OPENINGS  
**COMMON INSTALLATION LOCATIONS**  
 BAG HOUSES - MIXERS - CONVEYORS - SCALES - ELEVATOR LEGS - SILOS - FLOOR OPENINGS - SPOUTING - GARNERS - TANKS - HOPPERS  
**CALL PREMIER COMPONENTS FOR ALL YOUR ACCESS DOOR AND TANK HATCH NEEDS.**

