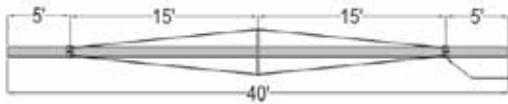


GALVANIZED SQUARE SPOUT TRUSS KITS

SPOUT KIT SIZE	40ft. KIT		60ft. KIT		80ft. KIT		100ft. KIT	
	w/cable	w/o cable	w/cable	w/o cable	w/cable	w/o cable	w/cable	w/o cable
6"	⊕	*	⊕	*	⊕	*	⊕	*
8"	⊕	*	⊕	*	⊕	*	⊕	*
10"	⊕	*	⊕	*	⊕	*	⊕	*
12"	⊕	*	⊕	*	⊕	*	⊕	*
14"	⊕	*	⊕	*	⊕	*	⊕	*
16"	⊕	*	⊕	*	⊕	*	⊕	*
18"	⊕	*	⊕	*	⊕	*	⊕	*
20"	⊕	*	⊕	*	⊕	*	⊕	*
24"	⊕	*	⊕	*	⊕	*	⊕	*



⊕ Kits include 3/8" cable & 5/8" x 9 Turnbuckles * Kits include 1/2" cable and 3/4" x 12" Turnbuckles ⊕ Call factory - exceeds engineering recommendations



ALL END ANCHORS TO BE FIELD WELDED TO SPOUT

40' SPOUT TRUSS KITS SHOULD BE INSTALLED WITH APPROXIMATE DIMENSIONS SHOWN ABOVE. THE OVERALL DIAMETER OF A 24" STAR ASSEMBLY IS 5'.

40 Ft. Truss Kit / Contents:

- * (1) 48" Star Assembly
 - (4) Extension Arms
 - (4) Connection Angles
 - (4) Cable clamps
 - (8) Attaching Hardware
- * (2) End Anchors (4pcs + Hardware)
- * (4) Turnbuckles
- * (16) Wire Clamps
- * 150' of Aircraft Cable

60 Ft. Truss Kit / Contents:

- * (2) 24" Star Assemblies
 - (8) Extension Arms
 - (8) Connection Angles
 - (8) Cable clamps
 - (16) Attaching Hardware
- * (2) End Anchors (4pcs + Hardware)
- * (4) Turnbuckles
- * (16) Wire Clamps
- * 250' of Aircraft Cable

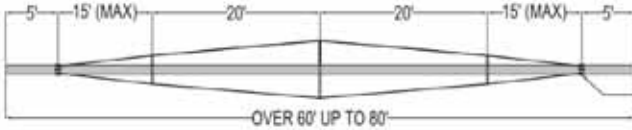


ALL END ANCHORS TO BE FIELD WELDED TO SPOUT

60' SPOUT TRUSS KITS SHOULD BE INSTALLED WITH APPROXIMATE DIMENSIONS SHOWN ABOVE. THE OVERALL DIAMETER OF A 24" STAR ASSEMBLY IS 5'.

80 Ft. Truss Kit / Contents:

- * (1) 48" Star Assembly
 - (4) Extension Arms
 - (4) Connection Angles
 - (4) Cable clamps
 - (8) Attaching Hardware
- * (2) 24" Star Assemblies
 - (8) Extension Arms
 - (8) Connection Angles
 - (8) Cable clamps
 - (16) Attaching Hardware
- * (2) End Anchors (4pcs + Hardware)
- * (4) Turnbuckles
- * (16) Wire Clamps
- * 300' of Aircraft Cable

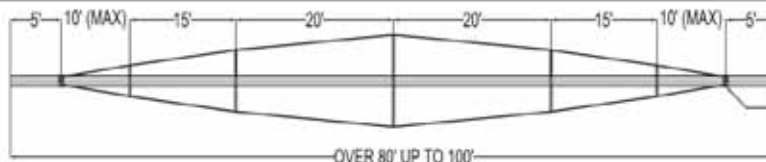


ALL END ANCHORS TO BE FIELD WELDED TO SPOUT

80' SPOUT TRUSS KITS SHOULD BE INSTALLED WITH APPROXIMATE DIMENSIONS SHOWN ABOVE. THE OVERALL DIAMETER OF A 48" STAR IS 8' AND THE OVERALL DIAMETER OF A 24" STAR IS 5'.

100 Ft. Truss Kit / Contents:

- * (1) 66" Star Assembly
 - (4) Extension Arms
 - (4) Connection Angles
 - (4) Cable clamps
 - (8) Attaching Hardware
- * (2) 48" Star Assemblies
 - (8) Extension Arms
 - (8) Connection Angles
 - (8) Cable clamps
 - (16) Attaching Hardware
- * (2) 24" Star Assemblies
 - (8) Extension Arms
 - (8) Connection Angles
 - (8) Cable clamps
 - (16) Attaching Hardware
- * (2) End Anchors (4pcs + Hardware)
- * (4) Turnbuckles
- * (16) Wire Clamps
- * 400' of Aircraft Cable



ALL END ANCHORS TO BE FIELD WELDED TO SPOUT

100' SPOUT TRUSS KITS SHOULD BE INSTALLED WITH APPROXIMATE DIMENSIONS SHOWN ABOVE. THE OVERALL DIAMETER OF A 66" STAR IS 10 1/2', 48" STAR IS 8', AND A 24" STAR IS 5'.



GALVANIZED STAR ASSEMBLIES

STAR SIZE	FOR 6" SPOUT	FOR 8" SPOUT	FOR 10" SPOUT	FOR 12" SPOUT	FOR 14" SPOUT	FOR 16" SPOUT	FOR 18" SPOUT	FOR 20" SPOUT	FOR 24" SPOUT
24"	⊕	⊕	⊕	⊕	⊕	⊕	⊕	⊕	⊕
48"	⊕	⊕	⊕	⊕	⊕	⊕	⊕	⊕	⊕
66"	⊕	⊕	⊕	⊕	⊕	⊕	⊕	⊕	⊕

GALVANIZED END ANCHORS

FOR 6" SPOUT	FOR 8" SPOUT	FOR 10" SPOUT	FOR 12" SPOUT	FOR 14" SPOUT	FOR 16" SPOUT	FOR 18" SPOUT	FOR 20" SPOUT	FOR 24" SPOUT
⊕	⊕	⊕	⊕	⊕	⊕	⊕	⊕	⊕

