

STANDARD BIN UNLOAD

POWER SWEEP AUGER

INCLUDES GALVANIZED UNLOADING TUBE
WITH INTERMEDIATE WELLS WELDED IN PLACE

Each kit includes the special power sweep bin well, unloading tube, flight, transmission, bin sweep with "Klean Sweep" shield, intermediate well(s), bin flange and control pipe kit.

BASIC POWER SWEEP LESS DRIVE

Bin Diameter	# of Int. Wells	Bin Center to Unload Flange	Bin Center to Outside of Sweep Wheel	6" POWER SWEEP				8" POWER SWEEP				10" POWER SWEEP			
				*HP	Weight	Part#	Price	*HP	Weight	Part#	Price	*HP	Weight	Part#	Price
15'	1	9'-4.75"	6'-11"	3	300	B11717PR	0	3	351	B12718PR	0				
18'	1	11'-4.75"	8'-5"	3	313	B11727PR	0	3	379	B12728PR	0				
21'	2	12'-4.75"	9'-10.75"	3	355	B11737PR	0	5	422	B12738PR	0				
24'	2	13'-10.75"	11'-4.75"	3	379	B11747PR	0	5	449	B12748PR	0	7.5	615	B13749PR	0
27'	2	15'-4.75"	12'-10.75"	5	393	B11757PR	0	5	476	B12758PR	0	7.5	678	B13759PR	0
30'	2	16'-10.75"	14'-4.75"	5	415	B11767PR	0	5	502	B12768PR	0	7.5	726	B13769PR	0
33'	3	18'-10.75"	15'-10.75"	5	454	B11777PR	0	5	554	B12778PR	0	7.5	789	B13779PR	0
36'	3	19'-10.75"	17'-4.75"	5	480	B11787PR	0	7.5	577	B12788PR	0	10	837	B13789PR	0
39'	3	21'-4.75"	18'-10.75"	5	500	B11797PR	0	7.5	596	B12798PR	0	10	885	B13799PR	0
42'	4	23'-4.75"	20'-4.5"	5	536	B11807PR	0	7.5	638	B12808PR	0	10	948	B13809PR	0
48'	4	26'-4.75"	23'-4.5"	7.5	613	B11817PR	0	7.5	730	B12818PR	0	10	1044	B13819PR	0

6" POWER SWEEP: Sweep Flight: 5" O.D. x 11 ga. Flight on 1.25" O.D. Tube. Unload Flight: 5" O.D. x 11 ga. Flight on 1.9" O.D. Tube. Unload Tube: 16 ga. Galvanized

8" POWER SWEEP: Sweep Flight: 7" O.D. x 7ga. Flight on 1.9" O.D. Tube. Unload Flight: 7" O.D. x 7ga. Flight on 1.9" O.D. Tube. Unload Tube: 14 ga. Galvanized

10" POWER SWEEP: Sweep Flight: 7" O.D. x 7ga. Flight on 1.9" O.D. Tube. Unload Flight: 9" O.D. x 7ga. Flight on 2.375" O.D. Tube. Unload Tube - 12 ga. Galvanized

*Horsepower ratings are adequate for use with standard horizontal power head units only.

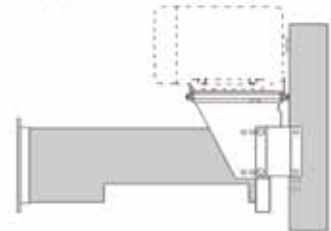
POWER SWEEP POWER HEADS

These units attach to the basic power sweep with a flange connection and a round drive stub for the flight. Choose from drives listed below or from drives listed on previous pages.

HORIZONTAL POWER HEAD

The lengths of the horizontal power heads are: 6" Model is 16", 8" Model is 24", 10" Model is 30". Distances from tube flange to center of discharge are: 6" Model is 10", 8" Model is 14 3/4", 10" Model is 18 3/4". No additional power required over what has been

DESCRIPTION	HP (max)	Wt.	Part#	Price	Ext. S/ft.
6" Horizontal Power Head (2-B Drive) use 3.5" O.D. Motor Sheave	5	49	B11801A	0	0
8" Horizontal Power Head (2-B Drive) use 4.0" O.D. Motor Sheave	7.5	86	BJ08240DH	0	0
8" Horizontal Power Head (3-B Drive) use 4.0" O.D. Motor Sheave	10	91	BJ08680DH	0	0
10" Horizontal Power Head (2-B Drive) use 4.6" P.D. Motor Sheave	7.5	148	B13802A	0	0
10" Horizontal Power Head (3-B Drive) use 4.6" P.D. Motor Sheave	10	150	B13803A	0	0
10" Horizontal Power Head (2-B Drive) use 4.6" P.D. Motor Sheave	10	150	BJ10240DH	0	0
10" Horizontal Power Head (3-B Drive) use 4.6" P.D. Motor Sheave	15	165	BJ10680DH	0	0




VERTICAL POWER HEAD

One long mounting bracket is furnished with this unit. Add these HP requirements to those of basic power sweeps.

Size	Motor Sheave	HP	Weight	Part#	Price
6" TO 8"	4.5" O.D.	3	237	B12500A*	0
8" TO 10"	4.0" O.D.	5	364	B13500A**	0

*Use 4.5" OD Motor Sheave

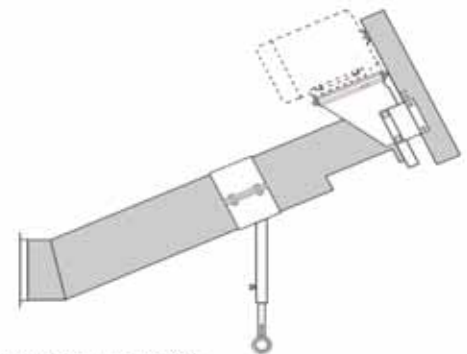
**Use 4.0 OD Motor Sheave



25° POWER HEAD

Add these power requirements to those listed for basic power sweeps. Not to be used on bins over Q36".

DESCRIPTION	HP (max)	WT.	Part#	PRICE	Ext. S/ft.
6" to 8" 25° Power Head (2-B Drive)	7.5	127	B11622B	0	0
8" to 10" 25° Power Head (2-B Drive)	10	193	B12621B	0	0
8" to 10" 25° Power Head (3-B Drive)	15	193	B12631B	0	0
10" to 12" 25° Power Head (2-B Drive)	10	215	B13621B	0	0
10" to 12" 25° Power Head (3-B Drive)	15	222	B13631B	0	0
10" to 12" 25° Power Head 3:1 Chain Reducer 2B	10	255	B13621BR	0	0
10" to 12" 25° Power Head 3:1 Chain Reducer 3B	15	262	B13631BR	0	0



ACCESSORIES

For converting standard horizontal bin unloaders, vertical bin unloaders and 25° unloaders with power sweeps manufactured prior to 2007.

DESCRIPTION	USE	Part#	Price
Stub 1.25" round. to 1" square x 8.5" long	8" Horizontal or Vertical to 6" or 8" Sweep:	1018917	0
Stub 1.25" round. to 1" square	8" 25° Unloader to 6" or 8" Sweep:	1036883	0
Stub 1.5" round to 1.25" square x 8.5" long	10" Horizontal or Vertical to 10" Sweep:	1018918	0
Stub 1.5" round to 1" square x 8.5" long	10" Horizontal or Vertical to 8" Sweep:	630612	0
Stub 1.5" round to 1" square	10" 25° Unloader to 8" Sweep:	1036884	0
Stub 1" round to 1" square	6" Lowboy to 6" Sweep:	6940D	0
Stub 1.5" round to 2" round to 1.25" square	12" 25° Unloader to 10" Sweep	1036886	0
Adapter Plate: 6" to 8"		1016807	0
Adapter Plate: 8" to 10"		1022687	0
Adapter Plate: 10" to 12"		2203J	0
Stub - 1.5" round to 1.25" round		2830D	0
Stub - 1.25" round to 1" round		1022815	0