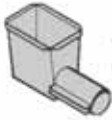


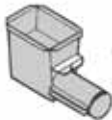


Opening Size:		Part#
6" - 10 1/2"	6" - 8"x11"	H1627A
8" - 14"	8" - 12"x14"	H1827A
10" - 18"	10" - 14"x18"	H2027A
12" - 20"	12" - 16"x18"	H2227A
14" - 19"	14" - 18"x20"	H2427A

Inlet Hopper w/ Cover and Screen		Part#
6" Inlet Hopper	11 lbs.	H1627A
8" Inlet Hopper	19 lbs.	H1827A
10" Inlet Hopper	30 lbs.	H2027A
12" Inlet Hopper	31 lbs.	H2227A
14" Inlet Hopper	50 lbs.	H2427A



Hopper Tail Piece w/ Bearing & Cover and Safety Screen		Part#
4" Hopper	8 lbs.	N4172A
6" Hopper	16 lbs.	H1610A
8" Hopper	29 lbs.	H1810A
10" Hopper	48 lbs.	H2010A
12" Hopper	64 lbs.	H2210A
14" Hopper	99 lbs.	H2410A



Hopper Tail Piece w/ Bearing, Cover, Slide Gate & Safety Screen		Part#
6" Hopper w/ Slide Gate	20 lbs.	H1644A
8" Hopper w/ Slide Gate	38 lbs.	H1844A
10" Hopper w/ Slide Gate	56 lbs.	H2044A
12" Hopper w/ Slide Gate	82 lbs.	H2244A



Hopper Tail Piece w/ Bearing, Cover & Enclosed Slide Gate		Part#
6" Hopper w/ Enclosed Slide Gate	23 lbs.	H1640A
8" Hopper w/ Enclosed Slide Gate	38 lbs.	H1840A
10" Hopper w/ Enclosed Slide Gate	60 lbs.	H2040A
12" Hopper w/ Enclosed Slide Gate	70 lbs.	H2240A
14" Hopper w/ Enclosed Slide Gate	75 lbs.	H2440A



Large Hopper Tail Piece w/ Bearing, Cover & Safety Screen		Part#
4"x18"x18"x18" Hopper	35 lbs.	N4137A
6"x18"x18"x18" Hopper	38 lbs.	H1636A
8"x18"x18"x18" Hopper	40 lbs.	H1836A
10"x24"x24"x24" Hopper	76 lbs.	H2036A
12"x24"x24"x24" Hopper	98 lbs.	H2236A
14"x24"x24"x24" Hopper	108 lbs.	H2436A
14" Hopper with Bearing Cover and Safety Screen	98	H2410A



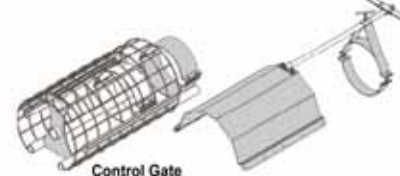
Hopper Tail Piece w/ Bearing (Hinged Cover)		Part#
6"x18"x18"x18" Hopper w/ Cover	40 lbs.	H1656A
8"x18"x18"x18" Hopper w/ Cover	44 lbs.	H1856A
10"x24"x24"x24" Hopper w/ Cover	80 lbs.	H2056A
12"x24"x24"x24" Hopper w/ Cover	101 lbs.	H2256A
14"x24"x24"x24" Hopper w/ Cover	126 lbs.	H2456A

Rack & Pinion Control		Part#
6" Rack & Pinion	12 lbs.	H1642A
8" Rack & Pinion	15 lbs.	H1842A
10" Rack & Pinion	17 lbs.	H2042A
12" Rack & Pinion	18 lbs.	H2242A
14" Rack & Pinion	20 lbs.	H2442A
Ground Control Kit	29 lbs.	P1642A

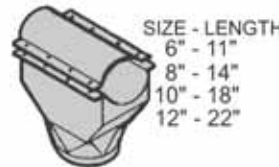


Cable and Pulley Control		Part#
6" Cable & Pulley Control	3 lbs.	H1623A
8" Cable & Pulley Control	4 lbs.	H1823A
10" Cable & Pulley Control	4 lbs.	H2023A
12" Cable & Pulley Control	5 lbs.	H2223A

Intake Guard w/ Bearing		Part#
4" Intake Guard	7 lbs.	N4161A
6" Intake Guard	22 lbs.	H1605A
8" Intake Guard	30 lbs.	H1805A
10" Intake Guard	48 lbs.	H2005A
12" Intake Guard	62 lbs.	H2205A
14" Intake Guard	87 lbs.	H2405A



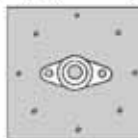
Control Gate (used w/ Intake Guard in place)		Part#
6" Control Gate	15 lbs.	H16110A
8" Control Gate	19 lbs.	H18110A
10" Control Gate	26 lbs.	H20110A
12" Control Gate	35 lbs.	H22110A
14" Control Gate	48 lbs.	H24110A



90° Discharge Spout		Part#
4" x 90° Spout Metal	3 lbs.	N4130A
6" x 90° Spout Metal	6 lbs.	H1607A
8" x 90° Spout Metal	12 lbs.	H1807A
10" x 90° Spout Metal 10" outlet	19 lbs.	H2007M
10" x 90° Spout Metal 12" outlet	25 lbs.	H2007H
12" x 90° Spout Metal	32 lbs.	H2207A
13" x 90° Spout Metal 13" outlet	36 lbs.	H2307A
14" x 90° Spout Metal	40 lbs.	H2407A



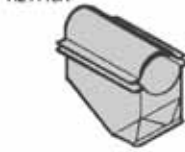
60° Discharge Spout (Plastic)		Part#
6" x 60° Plastic Spout	5 lbs.	H1609A
8" x 60° Plastic Spout	9 lbs.	H1809A
10" x 60° Plastic Spout	14 lbs.	H2009A
12" x 60° Plastic Spout	20 lbs.	H2209A
13" x 60° Plastic Spout	23 lbs.	H2309A



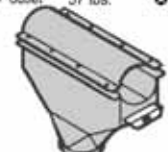
End Cap w/ Bearing		Part#
4" End Cap w/ Brg.	2 lbs.	N4158A
6" End Cap w/ Brg.	5 lbs.	H1639A
8" End Cap w/ Brg.	9 lbs.	H1839A
10" End Cap w/ Brg.	13 lbs.	H2039A
12" End Cap w/ Brg.	26 lbs.	H2239A
14" End Cap w/ Brg.	40 lbs.	H2439A



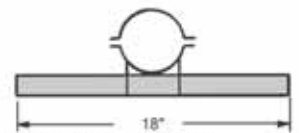
Roof Auger Hopper w/ Cleanout		Part#
8" Roof Auger Hopper	79 lbs.	H1846A
10" Roof Auger Hopper	107 lbs.	H2046A
12" Roof Auger Hopper	135 lbs.	H2246A
14" Roof Auger Hopper	185 lbs.	H2446A



45° Discharge Spout		Part#
4" x 45° Metal	3 lbs.	N4133A
6" x 45° Metal	6 lbs.	H1614A
8" x 45° Metal with 8" outlet	12 lbs.	H1814A
8" x 45° Metal with 10" outlet	11 lbs.	H1814A10
10" x 45° Metal with 10" outlet	22 lbs.	H2014
10" x 45° Metal with 12" outlet	24 lbs.	H2014A12
12" x 45° Metal with 12" outlet	22 lbs.	H2214A
14" x 45° Metal with 14" outlet	57 lbs.	H2414A



Enclosed Slide Gate		Part#
4" x 24" long	9 lbs.	N4132A
6" x 24" long	22 lbs.	H1618A
8" x 24" long	40 lbs.	H1818A
10" x 36" long	70 lbs.	H2018A
12" x 36" long	78 lbs.	H2218A



Mounting Bracket for Roof Auger		Part#
6" Mounting Bracket	4 lbs.	H1619A
8" Mounting Bracket	4 lbs.	H1819A
10" Mounting Bracket	5 lbs.	H2019A
12" Mounting Bracket	5 lbs.	H2219A
14" Mounting Bracket	8 lbs.	H2419A

Mounting Bracket Sets		Part#
6" Sets	17 lbs.	A0600RA
8" Sets	24 lbs.	A0800RA
10" Sets	32 lbs.	A1000RA
12" Sets	45 lbs.	A1200RA
14" Sets	55 lbs.	A1400RA