


GALVANIZED ROUND SPOUT TRUSS KITS

SPOUT KIT SIZE	40ft. KIT		60ft. KIT		80ft. KIT		100ft. KIT	
	w/cable	w/o cable	w/cable	w/o cable	w/cable	w/o cable	w/cable	w/o cable
6"	★	★	★	★	★	★	★	★
8"	★	★	★	★	★	★	★	★
10"	★	★	★	★	★	★	★	★
12"	★	★	★	★	★	★	★	★
14"	★	★	★	★	★	★	★	★
★ 16"	★	★	★	★	★	★	★	★
★ 18"	★	★	★	★	★	★	★	★
★ 20"	★	★	★	★	★	★	★	★
★ 24"	★	★	★	★	★	★	★	★



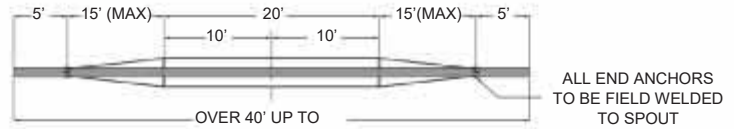
6"-14" have 3/8" cable and 5/8x9 Turnbuckles ★ 16", 18", 20" & 24" truss kits have 1/2" cable and 3/4x12 turnbuckles

- 40 Ft. Truss Kit / Contents:**
- * (1) Small 48" Star Assembly
 - (4) Extension Arms
 - (4) Connection Angles
 - (4) Cable clamps
 - (8) Attaching Hardware
 - * (2) End Anchors (4pcs + Hardware)
 - * (4) Turnbuckles
 - * (16) Wire Clamps
 - * 150' Aircraft Cable



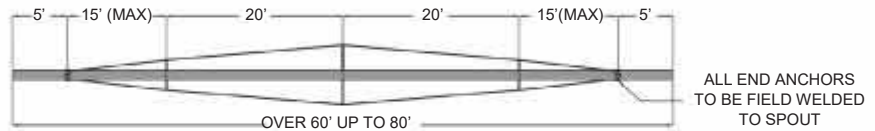
40' spout truss kits should be installed with approximate dimensions shown above.

- 60 Ft. Truss Kit / Contents:**
- * (2) Small 48" Star Assemblies
 - (8) Extension Arms
 - (8) Connection Angles
 - (8) Cable clamps
 - (16) Attaching Hardware
 - * (2) End Anchors (4pcs + Hardware)
 - * (4) Turnbuckles
 - * (16) Wire Clamps
 - * 250' Aircraft Cable



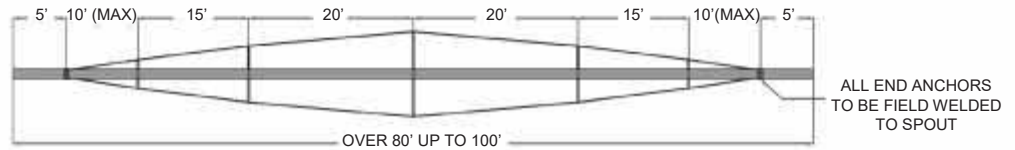
60' spout truss kits should be installed with approximate dimensions shown above.

- 80 Ft. Truss Kit / Contents:**
- * (1) Medium 80" Star Assembly
 - (4) Extension Arms
 - (4) Connection Angles
 - (4) Cable clamps
 - (8) Attaching Hardware
 - * (2) small 48" Star Assemblies
 - (8) Extension Arms
 - (8) Connection Angles
 - (8) Cable clamps
 - (16) Attaching Hardware
 - * (2) End Anchors (4pcs + Hardware)
 - * (4) Turnbuckles
 - * (16) Wire Clamps
 - * 300' Aircraft Cable



80' spout truss kits should be installed with approximate dimensions shown above.

- 100 Ft. Truss Kit / Contents:**
- * (1) Large 104" Star Assembly
 - (4) Extension Arms
 - (4) Connection Angles
 - (4) Cable clamps
 - (8) Attaching Hardware
 - * (2) Medium 80" Star Assemblies
 - (8) Extension Arms
 - (8) Connection Angles
 - (8) Cable clamps
 - (16) Attaching Hardware
 - * (2) Small 48" Star Assemblies
 - (8) Extension Arms
 - (8) Connection Angles
 - (8) Cable clamps
 - (16) Attaching Hardware
 - * (2) End Anchors (4pcs + Hardware)
 - * (4) Turnbuckles
 - * (16) Wire Clamps
 - * 400' Aircraft Cable



100' spout truss kits should be installed with approximate dimensions shown above.

For 6", 8" or 10" Truss Kits	Small 48"	Medium 80"	Large 104"
Extensions Arms	33"	53"	70"
Connection Angles	48"	80"	104"
For 12", 14" or 16" Truss Kits	Small 48"	Medium 80"	Large 104"
Extensions Arms	30"	51"	68"
Connection Angles	48"	80"	104"
★ For 18", 20" or 24" Truss Kits	Small 48"	Medium 80"	Large 104"
Extensions Arms	27"	49"	66"
Connection Angles	48"	80"	104"

★ 18", 20" & 24" kits include 1/2" cable and 3/4" turnbuckles. Large 104" truss kits require additional angles be attached.

GALVANIZED END ANCHORS



SPOUT	PRICE PER SPOUT END
6"	★
8"	★
10"	★
12"	★
14"	★
16"	★
18"	★
20"	★
24"	★

GALVANIZED STAR ASSEMBLIES

SPOUT SIZE	48"	80"	104"
6", 8" & 10"	★	★	★
12", 14" & 16"	★	★	★
18", 20" & 24"	★	★	★

GALVANIZED ROUND SPOUT TRUSS KITS & COMPONENTS