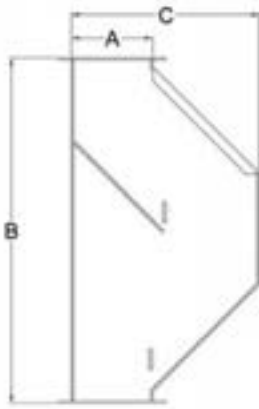
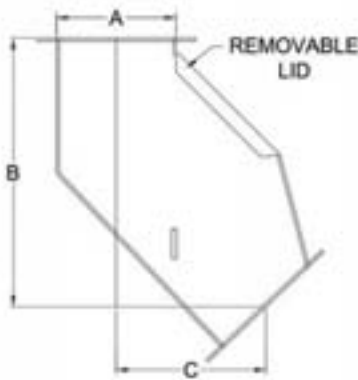


VERTICAL DROP FLOW RETARDERS



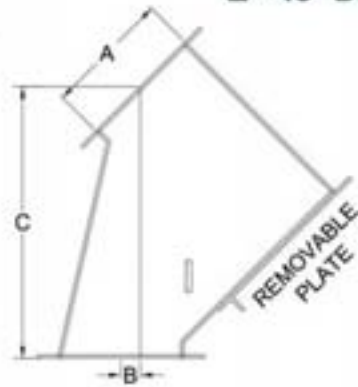
A	B	C
6"	27"	14 1/2"
8"	34"	18 1/2"
10"	38 1/2"	22 1/2"
12"	44"	26 1/2"
14"	50 1/2"	30 1/2"
16"	57"	34 1/2"
18"	63 1/2"	38 1/2"
20"	71"	42 1/2"
22"	78"	46 1/2"
24"	85"	50 1/2"

VERTICAL DROP CUSHION TURNOUTS



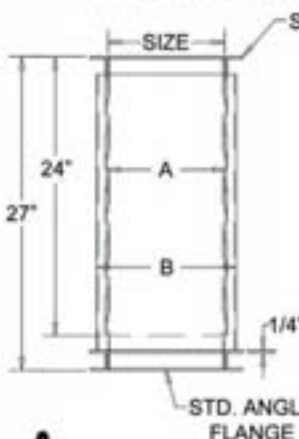
A	B	C
6"	14 3/4"	8"
8"	18"	10"
10"	22 3/4"	12 3/4"
12"	26 1/2"	15"
14"	30 1/2"	17 1/2"
16"	34 1/4"	19 3/4"
18"	38 1/4"	22"
20"	42 1/4"	24 1/4"
22"	46 1/2"	26 7/8"
24"	50 1/4"	29 1/4"

Z - 45° DEADSTOPS



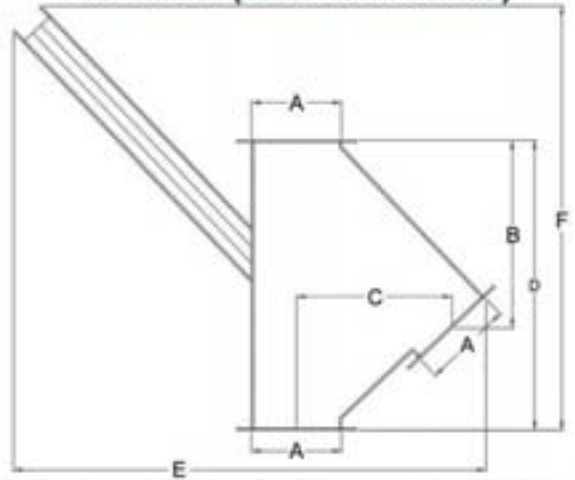
A	B	C
6"	1 1/4"	13 1/2"
8"	1 7/8"	17 1/4"
10"	2 1/2"	21"
12"	3"	25 1/2"
14"	3 3/4"	29 1/8"
16"	4 1/2"	32 7/8"
18"	5 1/8"	36 1/2"
20"	5 7/8"	40 1/2"
22"	6 1/4"	44"
24"	7 1/4"	47 3/4"

EXPANSION JOINTS - ROUND & SQUARE



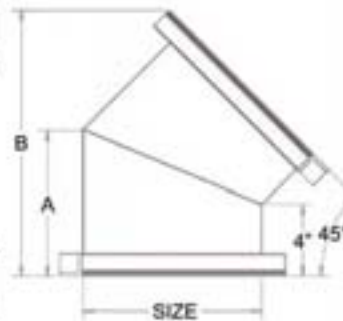
SIZE	A-10ga.	A-7ga.	B
6"	6 1/4"	6 3/8"	8"
8"	8 1/4"	8 3/8"	10"
10"	10 1/4"	10 3/8"	12"
12"	12 1/4"	12 3/8"	14"
14"	14 1/4"	14 3/8"	16"
16"	16 1/4"	16 3/8"	18"
18"	18 1/4"	18 3/8"	20"
20"	20 1/4"	20 3/8"	22"
24"	24 1/4"	24 3/8"	26"

OVERFLOW WITH INTERNAL 45° GATE (SELF-CLEANING)



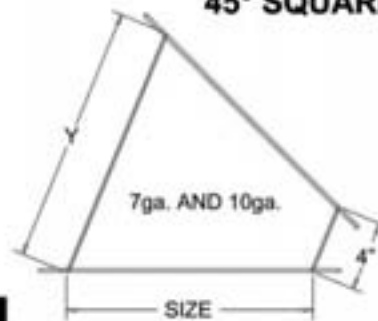
A	B	C	D	E	F
8"	16 3/4"	13 7/8"	25 7/8"	41 7/8"	37 7/8"
10"	18 3/4"	15"	28 1/4"	47 1/4"	41 3/4"
12"	21"	17 1/4"	31 1/4"	52 3/4"	45 1/4"
14"	23 1/4"	18 3/4"	34 1/4"	56 1/4"	47 1/4"

45° SQUARE HIP-STYLE ELBOWS



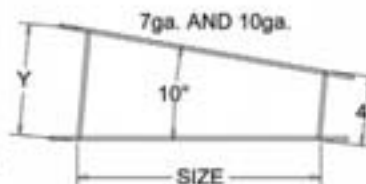
SIZE	A	B
6"	6-3/8"	12-1/16"
8"	7-1/4"	13-7/16"
10"	8"	14-7/8"
12"	8-7/8"	16-7/16"
14"	9-3/4"	17-7/8"
16"	10-1/2"	19-5/16"
18"	11-3/8"	20-11/16"
20"	12-1/4"	22-1/8"
22"	13-1/16"	23-9/16"
24"	13-7/8"	24-15/16"
26"	14-11/16"	26-9/16"
28"	15-9/16"	28-1/8"
30"	16-3/8"	29-9/16"

45° SQUARE WEDGES



SIZE	Y
6"	8-9/16"
8"	10-1/8"
10"	11-5/8"
12"	13-3/16"
14"	14-11/16"
16"	16-3/4"
18"	17-3/4"
20"	19-5/16"
22"	20-13/16"
24"	22-3/8"

10° SQUARE WEDGES



SIZE	Y
6"	5-1/16"
8"	5-3/8"
10"	5-3/4"
12"	6-1/16"
14"	6-7/16"
16"	6-3/4"
18"	7-1/8"
20"	7-1/2"
22"	7-13/16"
24"	8-3/16"

ALL DIMENSIONS ARE SUBJECT TO CHANGE.

PLEASE CONTACT PREMIER COMPONENTS WITH ANY DIMENSIONAL INQUIRIES.

www.premier-com.com

877-681-3064