

COMMERCIAL BIN WELLS

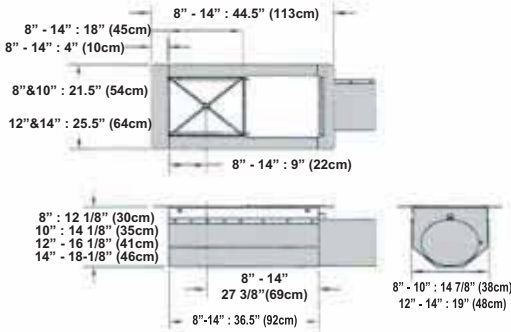
All bin wells are constructed of heavy gauge painted material and furnished with heavy full gates that operate on rollers.

Rack & pinion openers are available for center and intermediate wells.

CONTROL PIPE KITS FOR COMMERCIAL BIN WELLS

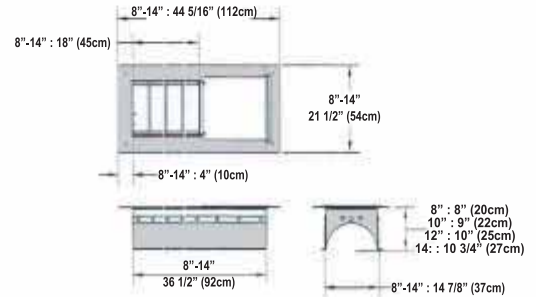
CENTER BIN WELLS

SIZE	WT.	PART#	PRICE
8"	116	BJ0813W	CALL
10"	127	BJ1023W	CALL
12"	140	BJ1213W	CALL
14"	162	BJ1413W	CALL



INTERMEDIATE BIN WELLS

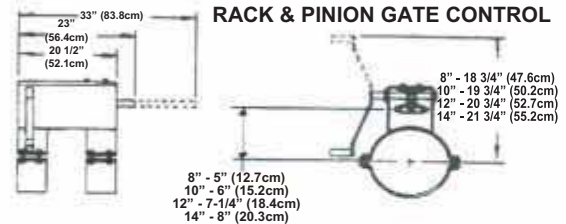
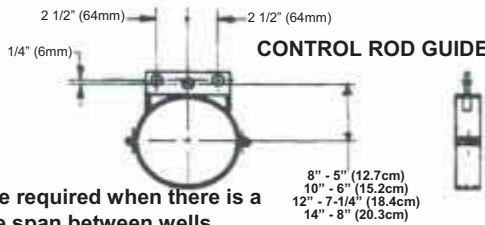
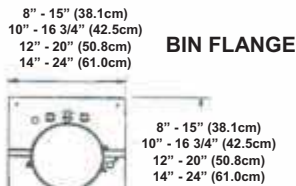
SIZE	WT.	PART#	PRICE
8"	81	BJ0814W	CALL
10"	83	BJ1024W	CALL
12"	100	BJ1214W	CALL
14"	107	BJ1414W	CALL



BIN DIA	WT.	PART#	PRICE
24'	37	BJ12240C	CALL
27'	38	BJ12270C	CALL
30'	40	BJ12300C	CALL
33'-34'	43	BJ12340C	CALL
36'	56	BJ12360C	CALL
37'-39'	60	BJ12390C	CALL
40'	61	BJ12400C	CALL
42'	64	BJ12420C	CALL
48'-49'	73	BJ12490C	CALL
54'-55'	82	BJ12550C	CALL
60'	92	BJ12600C	CALL
63'	96	BJ12630C	CALL
68'-69'	99	BJ12690C	CALL
72'	102	BJ12720C	CALL
75'	106	BJ12750C	CALL
78'	111	BJ12780C	CALL
80'	113	BJ12800C	CALL
82'	116	BJ12820C	CALL
90'	123	BJ12900C	CALL
92'	150	BJ12920C	CALL
105'	171	BJ12970C	CALL
113'	208	BJ12980C	CALL
120'	217	BJ12990C	CALL

Standard control pipe kit construction has one 1/2" pipe to the center well only. An additional 1/2" pipe on each side of the center gate pull allows individual control of intermediate wells. Each kit may be used on 8", 10" or 12" systems and includes the pipe necessary to control the gates as indicated.

BIN WELL ACCESSORIES



These are required when there is a large span between wells.

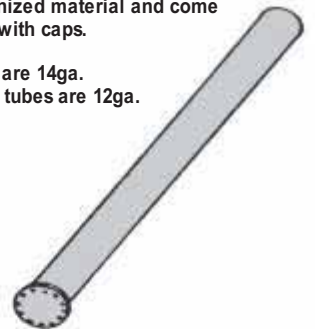
ACCESSORY DESCRIPTION	8"			10"			12"			14"		
	WT.	PART#	PRICE	WT.	PART#	PRICE	WT.	PART#	PRICE	WT.	PART#	PRICE
BIN FLANGE	5	B1219C	CALL	7	BJ1011W	CALL	8	BJ201W	CALL	10	BJ1401W	CALL
R & P -18" STROKE	36	BJ0806W	CALL	37	PA101509	CALL	38	BJ1206W	CALL	42	BJ1402W	CALL
CTRL ROD GUIDE	3	BJ0805W	CALL	3	BJ1015W	CALL	4	BJ1205W	CALL	6	BJ1405W	CALL

COMMERCIAL UNLOADING TUBES

BIN DIA	LENGTH	# WELLS	8"			10"			12"		
			WT.	PART#	PRICE	WT.	PART#	PRICE	WT.	PART#	PRICE
24'	12'-9"	2	89	BT081209	CALL	152	BT101209	CALL	186	BT121209	CALL
27'	14'-3"	2	99	BT081403	CALL	169	BT101403	CALL	207	BT121403	CALL
30'	15'-9"	2	109	BT081509	CALL	186	BT101509	CALL	228	BT121509	CALL
33'-34'	17'-9"	2	122	BT081709	CALL	209	BT101709	CALL	255	BT121709	CALL
36'	18'-9"	3	129	BT081809	CALL	221	BT101809	CALL	269	BT121809	CALL
37'-39'	20'-3"	3	139	BT082003	CALL	238	BT102003	CALL	290	BT122003	CALL
40'	20'-9"	3	142	BT082009	CALL	244	BT102009	CALL	297	BT122009	CALL
42'	21'-9"	4	149	BT082109	CALL	255	BT102109	CALL	310	BT122109	CALL
48'-49'	25'-3"	4	172	BT082503	CALL	295	BT102503	CALL	358	BT122503	CALL
54'-55'	28'-3"	4	192	BT082803	CALL	330	BT102803	CALL	400	BT122803	CALL
60'	30'-9"	4	227	BT083009	CALL	398	BT103009	CALL	473	BT123009	CALL
63'	32'-3"	4	237	BT083203	CALL	408	BT103203	CALL	493	BT123203	CALL
68'-69'	35'-3"	4	257	BT083503	CALL	442	BT103503	CALL	535	BT123503	CALL
72'	36'-9"	4	267	BT083609	CALL	460	BT103609	CALL	556	BT123609	CALL
75'	38'-3"	4	277	BT083803	CALL	477	BT103803	CALL	576	BT123803	CALL
78'	39'-9"	4	287	BT083909	CALL	494	BT103909	CALL	597	BT123909	CALL
80'	40'-9"	4	n/a	n/a	n/a	505	BT104009	CALL	611	BT124009	CALL
82'	41'-9"	4	n/a	n/a	n/a	534	BT104109	CALL	645	BT124109	CALL
90'	45'-9"	4	n/a	n/a	n/a	562	BT104509	CALL	680	BT124509	CALL
92'	46'-9"	5	n/a	n/a	n/a	574	BT104609	CALL	694	BT124609	CALL
105'	53'-3"	5	n/a	n/a	n/a	n/a	n/a	n/a	783	BT125303	CALL
113'	57'-3"	6	n/a	n/a	n/a	n/a	n/a	n/a	840	BT125703	CALL
120'	60'-9"	6	n/a	n/a	n/a	n/a	n/a	n/a	926	BT126009	CALL

All unloading tubes are constructed of galvanized material and come flanged with caps.

8" tubes are 14ga.
10" & 12" tubes are 12ga.



14" COMMERCIAL BIN UNLOAD KITS

Kits include unloading tube, flight, center well, intermediate wells, rack & pinion control for well gates, connecting pipes, and bin flange.

BIN DIA	# WELLS	LENGTH	BIN CTR TO FLANGE	PART#	PRICE
36'	3	18'-9"	21'-0"	BW14361	CALL
42'	3	21'-9"	24'-0"	BW14421	CALL
48'	4	24'-9"	27'-0"	BW14481	CALL
54'	4	27'-9"	30'-0"	BW14541	CALL
60'	4	30'-9"	33'-0"	BW14601	CALL
72'	5	36'-9"	39'-0"	BW14721	CALL
75'	5	38'-9"	41'-0"	BW14751	CALL
78'	5	39'-9"	42'-0"	BW14781	CALL
90'	6	45'-9"	48'-0"	BW14901	CALL
92'	6	46'-9"	49'-0"	BW14921	CALL

14" COMMERCIAL POWER HEADS

DESCRIPTION	PART#	PRICE
Reducer drive, 3-belt, bins 36'-72'	BJ1436DHR	CALL
Reducer drive, 4-belt, bins 75'-92'	BJ1475DHR	CALL