

6" - 10 1/2"  
8" - 14"  
10" - 18"  
12" - 20"  
14" - 19"



**Opening Size**  
6" - 8"x11"  
8" - 12"x14"  
10" - 14"x18"  
12" - 16"x18"  
14" - 18"x20"

Inlet Hopper w/ Cover and Screen		Part#
6" Inlet Hopper	11 lbs. CALL	H1627A
8" Inlet Hopper	19 lbs. CALL	H1827A
10" Inlet Hopper	30 lbs. CALL	H2027A
12" Inlet Hopper	31 lbs. CALL	H2227A
14" Inlet Hopper	50 lbs. CALL	H2427A

Hopper Tail Piece w/ Bearing & Cover and Safety Screen		Part#
4" Hopper	8 lbs. CALL	N4172A
6" Hopper	16 lbs. CALL	H1610A
8" Hopper	29 lbs. CALL	H1810A
10" Hopper	48 lbs. CALL	H2010A
12" Hopper	64 lbs. CALL	H2210A
14" Hopper	99 lbs. CALL	H2410A

Hopper Tail Piece w/ Bearing, Cover, Slide Gate & Safety Screen		Part#
6" Hopper w/ Slide Gate	20 lbs. CALL	H1644A
8" Hopper w/ Slide Gate	38 lbs. CALL	H1844A
10" Hopper w/ Slide Gate	56 lbs. CALL	H2044A
12" Hopper w/ Slide Gate	82 lbs. CALL	H2244A

Hopper Tail Piece w/ Bearing, Cover & Enclosed Slide Gate		Part#
6" Hopper w/ Enclosed Slide Gate	23 lbs. CALL	H1640A
8" Hopper w/ Enclosed Slide Gate	38 lbs. CALL	H1840A
10" Hopper w/ Enclosed Slide Gate	60 lbs. CALL	H2040A
12" Hopper w/ Enclosed Slide Gate	70 lbs. CALL	H2240A
14" Hopper w/ Enclosed Slide Gate	75 lbs. CALL	H2440A

Large Hopper Tail Piece w/ Bearing, Cover & Safety Screen		Part#
4"x18"x18"x18" Hopper	35 lbs. CALL	N4137A
6"x18"x18"x18" Hopper	38 lbs. CALL	H1636A
8"x18"x18"x18" Hopper	40 lbs. CALL	H1836A
10"x24"x24"x24" Hopper	76 lbs. CALL	H2036A
12"x24"x24"x24" Hopper	98 lbs. CALL	H2236A
14"x24"x24"x24" Hopper	108 lbs. CALL	H2436A
14" Hopper with Bearing Cover and Safety Screen	98 lbs. CALL	H2410A

Hopper Tail Piece w/ Bearing (Hinged Cover)		Part#
6"x18"x18"x18" Hopper w/ Cover	40 lbs. CALL	H1656A
8"x18"x18"x18" Hopper w/ Cover	44 lbs. CALL	H1856A
10"x24"x24"x24" Hopper w/ Cover	80 lbs. CALL	H2056A
12"x24"x24"x24" Hopper w/ Cover	101 lbs. CALL	H2256A
14"x24"x24"x24" Hopper w/ Cover	126 lbs. CALL	H2456A

Rack & Pinion Control		Part#
6" Rack & Pinion	12 lbs. CALL	H1642A
8" Rack & Pinion	15 lbs. CALL	H1842A
10" Rack & Pinion	17 lbs. CALL	H2042A
12" Rack & Pinion	18 lbs. CALL	H2242A
14" Rack & Pinion	20 lbs. CALL	H2442A
Ground Control Kit	29 lbs. CALL	P1642A

Cable and Pulley Control		Part#
6" Cable & Pulley Control	3 lbs. CALL	H1623A
8" Cable & Pulley Control	4 lbs. CALL	H1823A
10" Cable & Pulley Control	4 lbs. CALL	H2023A
12" Cable & Pulley Control	5 lbs. CALL	H2223A

Intake Guard w/ Bearing		Part#
4" Intake Guard	7 lbs. CALL	N4161A
6" Intake Guard	22 lbs. CALL	H1605A
8" Intake Guard	30 lbs. CALL	H1805A
10" Intake Guard	48 lbs. CALL	H2005A
12" Intake Guard	62 lbs. CALL	H2205A
14" Intake Guard	87 lbs. CALL	H2405A

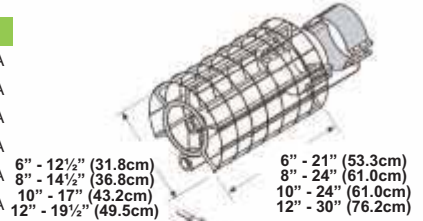
Control Gate (used w/ Intake Guard in place)		Part#
6" Control Gate	15 lbs. CALL	H16110A
8" Control Gate	19 lbs. CALL	H18110A
10" Control Gate	26 lbs. CALL	H20110A
12" Control Gate	35 lbs. CALL	H22110A
14" Control Gate	48 lbs. CALL	H24110A

90° Discharge Spout		Part#
4" x 90° Spout Metal	3 lbs. CALL	N4130A
6" x 90° Spout Metal	6 lbs. CALL	H1607A
8" x 90° Spout Metal	12 lbs. CALL	H1807A
10" x 90° Spout Metal 10" outlet	19 lbs. CALL	H2007M
10" x 90° Spout Metal 12" outlet	25 lbs. CALL	H2007H
12" x 90° Spout Metal	32 lbs. CALL	H2207A
13" x 90° Spout Metal 13" outlet	36 lbs. CALL	H2307A
14" x 90° Spout Metal	40 lbs. CALL	H2407A

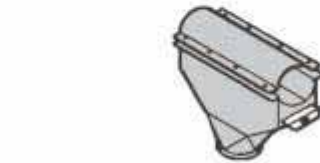
60° Discharge Spout (Plastic)		Part#
6" x 60° Plastic Spout	5 lbs. CALL	H1609A
8" x 60° Plastic Spout	9 lbs. CALL	H1809A
10" x 60° Plastic Spout	14 lbs. CALL	H2009A
12" x 60° Plastic Spout	20 lbs. CALL	H2209A
13" x 60° Plastic Spout	23 lbs. CALL	H2309A

End Cap w/ Bearing		Part#
4" End Cap w/ Brg.	2 lbs. CALL	N4158A
6" End Cap w/ Brg.	5 lbs. CALL	H1639A
8" End Cap w/ Brg.	9 lbs. CALL	H1839A
10" End Cap w/ Brg.	13 lbs. CALL	H2039A
12" End Cap w/ Brg.	26 lbs. CALL	H2239A
14" End Cap w/ Brg.	40 lbs. CALL	H2439A

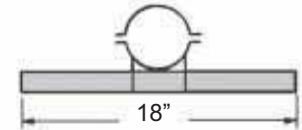
Roof Auger Hopper w/ Cleanout		Part#
8" Roof Auger Hopper	79 lbs. CALL	H1846A
10" Roof Auger Hopper	107 lbs. CALL	H2046A
12" Roof Auger Hopper	135 lbs. CALL	H2246A
14" Roof Auger Hopper	185 lbs. CALL	H2446A



45° Discharge Spout		Part#
4" x 45° Metal	3 lbs. CALL	N4133A
6" x 45° Metal	6 lbs. CALL	H1614A
8" x 45° Metal with 8" outlet	12 lbs. CALL	H1814A
8" x 45° Metal with 10" outlet	11 lbs. CALL	H1814A10
10" x 45° Metal with 10" outlet	22 lbs. CALL	H2014
10" x 45° Metal with 12" outlet	24 lbs. CALL	H2014A12
12" x 45° Metal with 12" outlet	22 lbs. CALL	H2214A
14 x 45° Metal with 14" outlet	57 lbs. CALL	H2414A



Enclosed Slide Gate		Part#
4" x 24" long	9 lbs. CALL	N4132A
6" x 24" long	22 lbs. CALL	H1618A
8" x 24" long	40 lbs. CALL	H1818A
10" x 36" long	70 lbs. CALL	H2018A
12" x 36" long	78 lbs. CALL	H2218A



Mounting Bracket for Roof Auger		Part#
6" Mounting Bracket	4 lbs. CALL	H1619A
8" Mounting Bracket	4 lbs. CALL	H1819A
10" Mounting Bracket	5 lbs. CALL	H2019A
12" Mounting Bracket	5 lbs. CALL	H2219A
14" Mounting Bracket	8 lbs. CALL	H2419A

Mounting Bracket Sets		Part#
6" Sets	17 lbs. CALL	A0600RA
8" Sets	24 lbs. CALL	A0800RA
10" Sets	32 lbs. CALL	A1000RA
12" Sets	45 lbs. CALL	A1200RA
14" Sets	55 lbs. CALL	A1400RA